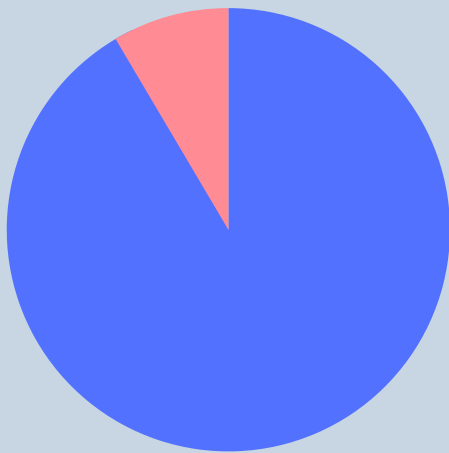


# EMPLOYMENT GRAPHS

IN CROATIA

Unemployed  
9%



Employed  
92%

## ABOUT EMPLOYMENT


The main industries in Croatia are the food industry, agriculture, the chemical industry, tourism, trade and maritime affairs. With regard to occupations, the ten most sought after occupations are dominated by catering, and with catering interests, most employees are required in service and sales and trade occupations.

## JOBS IN CROATIA

In the current register of the Croatian labor market, there are 24663 vacancies available

### MOST WANTED JOBS

- Waiter 47%
- Driver 13%
- Nurse 12%



Economist  
6%

6%

Nurse  
12%

12%

Driver  
13%

13%

Chef  
9%

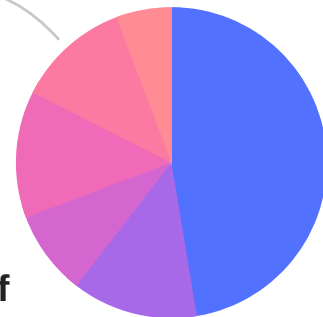
9%

Seller  
13%

13%

Waiter  
47%

47%



### THE LEAST DESIRABLE JOBS

- Journalist - 13%
- Milkman - 5%
- Agriculturist - 25%



Agriculturist  
25%

25%

bricklayer  
31%

31%

Journalist  
13%

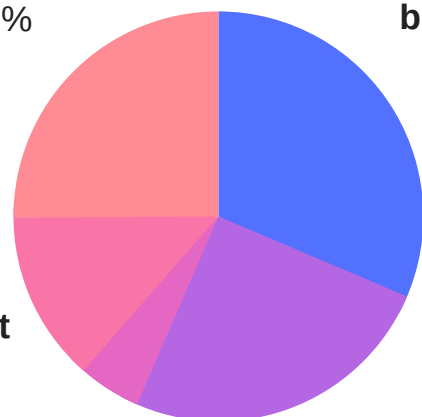
13%

Milkman  
5%

5%

Lumberman  
25%

25%



### JOBS THAT ARE MOST OFFERED ON THE LABOR MARKET

- service and hospitality occupations
- construction professions
- IT and computer specialists